

15B MAX/17B MAX

Digital Multimeters

Safety Information



1-Year Limited Warranty.
See the Users Manual for the full warranty.

To register your product, or to view, print, or download the latest manual or manual supplement go to our website: www.fluke.com.

A **Warning** identifies hazardous conditions and procedures that are dangerous to the user. A **Caution** identifies conditions and procedures that can cause damage to the Product or the equipment under test.

Warning

To prevent possible electrical shock, fire, or personal injury:

- **Read all safety information before you use the Product.**
- **Do not alter the Product and use only as specified, or the protection supplied by the Product can be compromised.**
- **Carefully read all instructions.**
- **Do not use the Product if it operates incorrectly.**
- **Do not touch voltages >30 V ac rms, 42 V ac peak, or 60 V dc.**
- **Do not work alone.**
- **Limit operation to the specified measurement category, voltage, or amperage ratings.**

PN 5337486 (English)
May 2022

©2022 Fluke Corporation. All rights reserved. Specifications are subject to change without notice. All Product names are trademarks of their respective companies.

Fluke Corporation
P.O. Box 9090
Everett WA 98206-9090
U.S.A.













Fluke Europe B.V.
P.O. Box 1186
5602 BD Eindhoven
The Netherlands

- **Do not exceed the Measurement Category (CAT) rating of the lowest-rated individual component of a Product, probe, or accessory.**
- **Use Product-approved Measurement Category (CAT), voltage, and amperage-rated accessories (probes, test leads, and adapters) for all measurements.**
- **Do not make connections on hazardous live conductors in damp or wet environments.**
- **Do not use a current measurement as an indication that a circuit is safe to touch. A voltage measurement is necessary to know if a circuit is hazardous.**
- **Remove circuit power before you connect the Product in the circuit when you measure current. Connect the Product in series with the circuit.**
- **Measure a known voltage first to make sure that the Product operates correctly.**
- **Use the correct terminals, function, and range for measurements.**
- **Do not use the Product around explosive gas, vapor, or in damp or wet environments.**
- **Use only specified replacement parts.**
- **Use only specified replacement fuses.**
- **Have an approved technician repair the Product.**
- **Do not use the HOLD function to measure unknown potentials. When HOLD is turned on, the display does not change when a different potential is measured.**
- **Disable the Product if it is damaged.**
- **Replace a blown fuse with exact replacement only for continued protection against arc flash.**
- **Disconnect power and discharge all high-voltage capacitors before you measure resistance, continuity, capacitance, or a diode junction.**
- **Do not apply more than the rated voltage, between the terminals or between each terminal and earth ground.**
- **Do not touch the probes to a voltage source when the test leads are connected to the current terminals.**
- **Do not use exposed metal BNC or banana plug connectors.**

- **Keep fingers behind the finger guards on the probes.**
- **Remove all probes, test leads, and accessories that are not necessary for the measurement.**
- **Do not use in CAT III or CAT IV environments without the protective cap installed on test probe. The protective cap decreases the exposed probe metal to <4 mm. This decreases the possibility of arc flash from short circuits.**
- **Do not use test leads if they are damaged. Examine the test leads for damaged insulation.**
- **Remove the batteries if the Product is not used for an extended period of time, or if stored in temperatures above 50 °C. If the batteries are not removed, battery leakage may result.**
- **The battery door must be closed and locked before you operate the Product.**
- **Do not disassemble or crush battery cells and battery packs.**
- **Do not put battery cells and battery packs near heat or fire. Do not put in sunlight.**
- **Remove all probes, test leads, and accessories before the battery door is opened.**
- **Do not keep cells or batteries in a container where the terminals can be shorted.**
- **Use replacement cells that have closely-matched capacities, are of the same design, chemistry, age, and are from the same manufacturer. Mismatched batteries can lead to gas formation and subsequent cell rupture.**
- **Examine the case before you use the product. Look for cracks or missing plastic. Carefully look at the insulation around the terminals.**
- **Comply with local and national safety codes. Use personal protection equipment (approved rubber gloves, face protection, and flame resistance clothes) to prevent shock and arch last injury where hazardous live conductors are exposed.**
- **Connect the common test lead before the live test lead and remove the live test lead before the common test lead.**
- **Replace the batteries when the low battery indicator shows to prevent incorrect measurement.**

Symbols

The table below lists the symbols that can be used on the Product or in this document.

Symbol	Description
	Consult user documentation.
	WARNING. RISK OF DANGER.
	WARNING. HAZARDOUS VOLTAGE. Risk of electric shock.
	AC (Alternating Current)
	DC (Direct Current)
	Diode
	Earth
	Capacitance
	Battery
	Double insulated
	Fuse
CAT II	Measurement Category II is applicable to test and measuring circuits connected directly to utilization points (socket outlets and similar points) of the low-voltage MAINS installation.
CAT III	Measurement Category III is applicable to test and measuring circuits connected to the distribution part of the building's low-voltage MAINS installation.
CAT IV	Measurement Category IV is applicable to test and measuring circuits connected at the source of the building's low-voltage MAINS installation.
CE	Conforms to European Union directives.
	This product complies with the WEEE Directive marking requirements. The affixed label indicates that you must not discard this electrical/electronic product in domestic household waste. Do not dispose of this product as unsorted municipal waste.
OFF	Product is not powered on.

Safety Specifications

Complete specifications are in the Users Manual found on our website: www.fluke.com.

Maximum voltage between any Terminal and Earth Ground	600 V
Maximum differential voltage between V and COM terminals	1000 V
⚠ Fuse protection for current inputs	0.44 A, 1000 V, IR 10 kA 11 A, 1000 V, IR 20 kA
Battery Type	2 AA, IEC LR6
Battery Life	500 hours minimum
Temperature	
Operating	0 °C to 40 °C
Storage	-30 °C to 60 °C
Relative Humidity	
Operating Humidity	Non-condensing (<10 °C); ≤90 % RH at 10 °C to 30 °C; ≤75 % RH at 30 °C to 40 °C
Operating Humidity, 40 MΩ range	≤80 % RH at 10 °C to 30 °C; ≤70 % RH at 30 °C to 40 °C
Altitude	
Operating	2000 m
Storage	12 000 m

Safety	
General	IEC 61010-1: Pollution Degree 2
Measurement	IEC 61010-2-033: CAT III 600V
Electromagnetic Compatibility (EMC)	
International	IEC 61326-1: Portable Electromagnetic Environment, CISPR 11: Group 1, Class A
	<p><i>Group 1: Equipment has intentionally generated and/or uses conductively-coupled radio frequency energy that is necessary for the internal function of the equipment itself.</i></p> <p><i>Class A: Equipment is suitable for use in all establishments other than domestic and those directly connected to a low-voltage power supply network that supplies buildings used for domestic purposes. There may be potential difficulties in ensuring electromagnetic compatibility in other environments due to conducted and radiated disturbances.</i></p> <p><i>Caution: This equipment is not intended for use in residential environments and may not provide adequate protection to radio reception in such environments.</i></p> <p><i>Emissions that exceed the levels required by CISPR 11 can occur when the equipment is connected to a test object.</i></p>
Korea (KCC)	Class A Equipment (Industrial Broadcasting & Communication Equipment)
	<p><i>Class A: Equipment meets requirements for industrial electromagnetic wave equipment and the seller or user should take notice of it. This equipment is intended for use in business environments and not to be used in homes.</i></p>
USA (FCC)	47 CFR 15 subpart B. This product is considered an exempt device per clause 15.103.